

Term 1

STUDENT'S BOOK  
1

WE CAN!

Yoko Matsuka and Glenn McDougall



وزارة التعليم  
Ministry of Education  
2023 - 1445



## We Can! Student's Book 1

We Can! Copyright © 2009 by McGraw-Hill Education

Adaptation Copyright © 2024 by McGraw-Hill Education (UK) Limited

Published by arrangement with McGraw Hill LLC

ALL RIGHTS RESERVED. NO PART OF THIS BOOK MAY BE REPRODUCED OR TRANSMITTED IN ANY FORM OR BY ANY MEANS, ELECTRONIC OR MECHANICAL, INCLUDING PHOTOCOPYING, RECORDING OR BY INFORMATION STORAGE AND RETRIEVAL SYSTEMS, WITHOUT PERMISSION IN WRITING FROM MCGRAW HILL.

ISBN: 9781398928060

### Series consultant: Mayumi Tabuchi

**Project manager:** Judy MacDonald, **Development editor:** Steve Longworth, **Editor:** Anne Tseng, **Production manager:** Alfonso Reyes, **Designer:** Kate Vandestadt, Vandestadt Design, **Design supervision:** Peter Shaw

© 2024. Exclusive rights by McGraw-Hill Education (UK) Limited for manufacture and export. This book cannot be re-exported from the country to which it is sold by McGraw-Hill Education (UK) Limited.

## Photo Credits

**SB: iii** (t)©Tatweer Co. for Educational Services; **19** (tr)©Elena Kharichkina/Shutterstock, (cr)©YAY Media AS/Alamy Stock Photo, (br)©Eclipse Studios; **26** (tl)©Alex Staroseltsev/Shutterstock, (tc)©Daria Rybakova/Shutterstock, (tr)©isselee/123RF, (b)©G.K. & Vikki Hart/PhotoDisc/Getty Images, (br)©samritk/123RF.



www.mheducation.com

وزارة التعليم

Ministry of Education

2023 - 1445



# Contents



## Student's Book

### Introduction

2

### Unit 1 My Friends

4

### Unit 2 My Body

12

### Unit 3 My Family

20

### Phonics Practice

28

### Word List

35

### Picture Dictionary

36

### Audio Track Lists

39

### Objectives

40

### Workbook

41



# Syllabus

Unit and Topic	Talk Time	Rhythms and Sounds
Introduction	Welcome. Put your bags away. Take out your pencils. Take out your books. Please take a seat. Please open the window. Okay. Thank you. You're welcome.	
1 My Friends	Hello. Hi. What's your name? My name's Labeeb.	Chant: <i>Hello</i> Hello. How are you? I'm fine, thank you. And you? Chant: <i>Good-bye</i> Good-bye. See you again.
2 My Body	Close your eyes. Open your eyes. Raise your hands. Clap your hands. Okay.	Chant: <i>Head, Shoulders, Knees, and Toes</i> Eyes, ears, mouth, nose
3 My Family	This is my brother, Jack. Nice to meet you. Nice to meet you, too. This is my sister/friend ...	Chant: <i>Five Little Monkeys</i> Mom, Dad, Grandma, Grandpa

Words	Phonics	Phonics Practice
<p>What's this color?            Red, orange, yellow, green,            blue, purple, pink, white,            black, brown</p>	<p>Alphabet A to Z: Big letters</p>	<p>Alphabet Jingle            Aa to Zz</p>
<p>Please ... Stand up. Come            to the front.            Make a line. Make a circle.            Go back to your seat. Sit            down.</p>	<p>Alphabet a to z: Small            letters. Short, tall, and tail            letters</p>	<p>Letters: Tracing and Writing            1, 2</p>
<p>Grandpa, Grandma, Dad,            Mom, brother, sister</p>	<p>Sounds: A, B, C, D, E            apple, bear, cow, duck, egg            Write: A to E</p>	<p>Letters: Tracing and Writing            3, 4, 5</p>





# Introduction

1 Listen and point.



2. Put your bags away.



3. Take out your pencils.




4. Take out your books.




1. Welcome!



5. Please take a seat.



6. Please open the window.



7. Okay.

8. Thank you.

9. You're welcome.



# Unit 1 My Friends


## Talk Time

### 1 Listen and do.



### 2 Practice the talks in pairs.

### 3 Practice with actions.





# Fun Time!

**Grammar Toolbox**  
My name's = My name is

## 4 Greeting Game

Quickly greet five people.



Hello.  
What's your name?



## I Can ...

- say "Hello", "What's your name?", and "My name's ...".
- say "Hello" when I come to class.



# Rhythms and Sounds

1 Listen and chant.



## Hello Chant

Hello, hello, hello.  
How are **you**?



I'm **fine**. I'm **fine**.  
I'm **fine**, thank you. And **you**?

2 Listen and pronounce.



1.

I'm

2.

fine

3.

thank you

3 Listen and chant.



## Good-bye Chant

Good-**bye**, good-**bye**.  
Oh, **see** you **again**.



Good-**bye**, good-**bye**.  
Good-**bye** to **you**.

# Fun Time!

## Grammar Toolbox

I'm = I am

### 4 Greeting Relay

Pass the greeting down the line.



### I Can ...

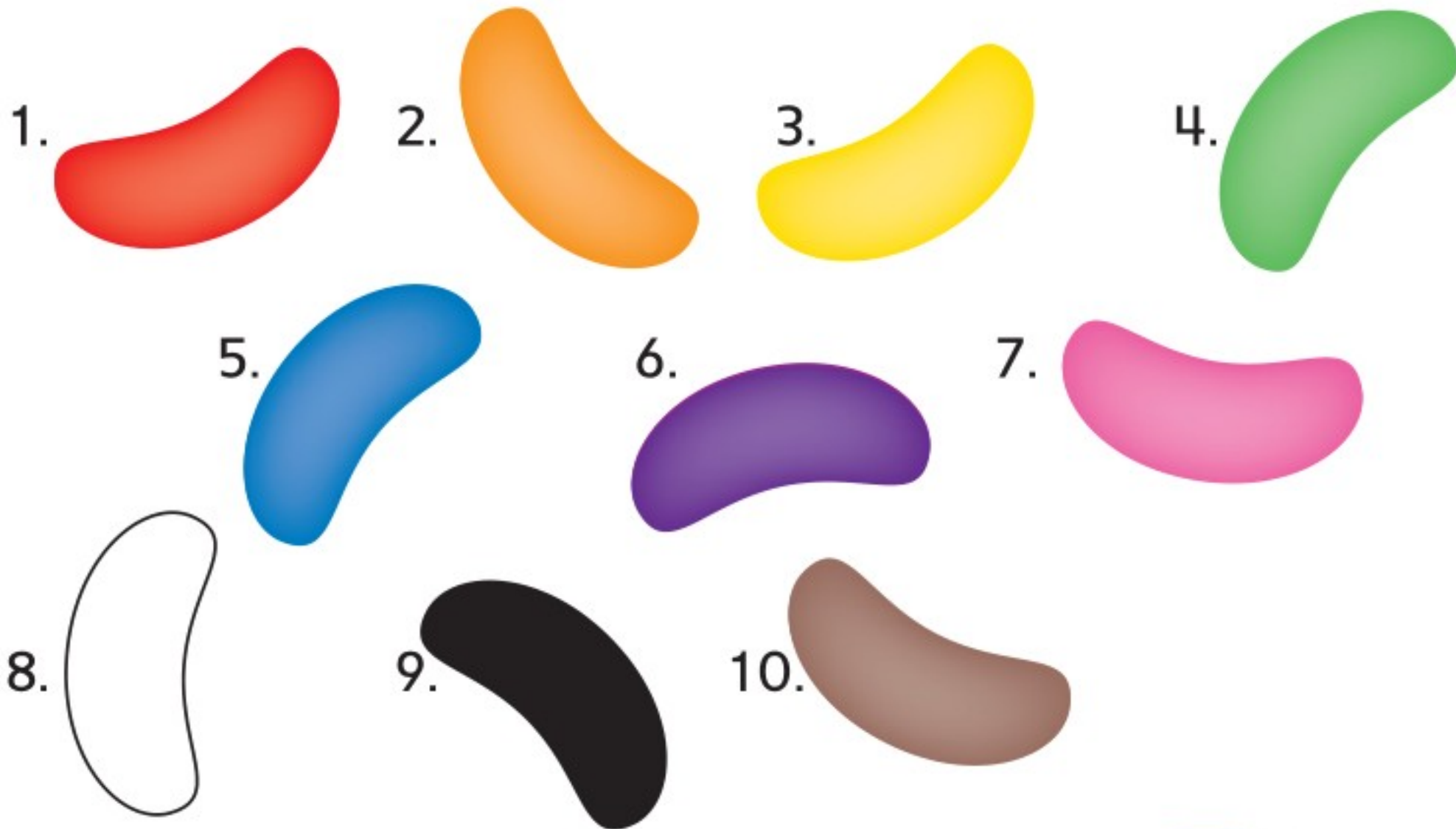
- chant the *Hello Chant* or the *Good-bye Chant*.
- ask "How are you?" when I come to class.



## Words

1 Chant and point.

What's this color?



2 Listen and chant.



## Rainbow Chant




Red and yellow and pink and blue,

Purple and orange and green.

I can see a rainbow,

See a rainbow,

See a rainbow now.



# Fun Time!


**Grammar Toolbox**  
what's = what is

## 3 Color Race

Listen and touch as fast as you can!



Touch something ... yellow.



## I Can ...

- say the names of five colors.
- find three colors in the classroom.





# Phonics

1 Chant and point.



## Alphabet Chant

A B C D E F G

H I J K L M N

O P Q

R S T



U V W X Y Z

2 Color the letters.

# Fun Time!

3 Make a name card.

Write your name, draw some pictures, and show your card.



## I Can ...

- chant the *Alphabet Chant*.
- make my name card.



## Advice Time

Help your friends.



# Unit 2 My Body

## Talk Time

1 Listen, shout, and do.



2 Practice and do in pairs.






# Fun Time!

## 3 Do It Quickly!



Listen and try to keep up.



### I Can ...

- listen to the teacher and do the body actions.
- say “Close your eyes.” or “Open your eyes.” to a partner.



# Rhythms and Sounds

## 1 Chant and point.



**Head, Shoulders, Knees, and Toes**

**Head, shoulders, knees, and toes.**

**Knees and toes.**

**Head, shoulders, knees, and toes.**


**Knees and toes.**

**Eyes and ears and mouth and nose.**

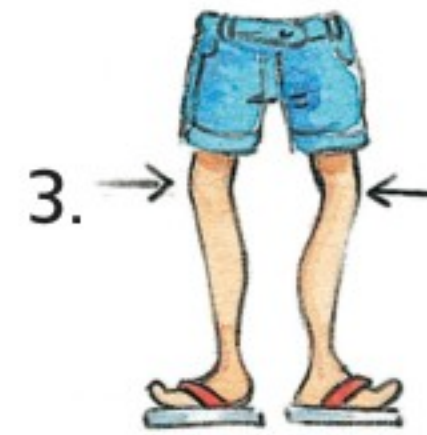
**Knees and toes.**

**Head, shoulders, knees, and toes.**

**Knees and toes.**



## 2 Listen, point, and pronounce.



# Fun Time!

## 3 The Teacher Says

Touch what your teacher says.



The teacher says, "Touch your nose!"



### Grammar Toolbox

One  
head  
mouth  
nose

More than One  
shoulders  
eyes  
ears

### I Can ...

- chant the *Head, Shoulders, Knees, and Toes* chant.
- tell a friend to touch two body parts.



## Advice Time

Wash your hands.



# Words

## 1 Listen and point.



1.

Please stand up.



2.

Please come to the front.



3.

Please make a line.



4.

Please make a circle.



5.

Please go back to your seat.



6.

Please sit down.



## 2 Listen again, say, and do.

# Fun Time!

## 3 Be the Teacher

Give instructions to your partner.



### I Can ...

- do three classroom actions.
- give two classroom instructions to a friend.



## Phonics

1 Chant and point at the big letters.



### Alphabet Chant

Aa Bb Cc Dd Ee  
Ff Gg Hh Ii Jj  
Kk Ll Mm Nn Oo  
Pp Qq Rr  
Ss Tt Uu Vv  
Ww Xx Yy Zz

2 Chant again and point at the small letters.

# Fun Time!

## 3 Short, Tall, and Tail Letters

Listen and do.

Short letters

a c e i m n o

r s u v w x z

Tall letters

b d f h k l t

Tail letters

g j p q y



### I Can ...


- point to and say all the small letters from a to z.
- point to and say the alphabet from z to a.



# Unit 3 My Family

## Talk Time

### 1 Listen and say.



### 2 Practice the talk in threes.

### 3 Act out the talk in threes.






# Fun Time!

## 4 Let's Shake Hands

Make threes. Introduce each other.



### I Can ...

- act out one of the talks about introducing my brother or sister.
- introduce one friend to another friend.

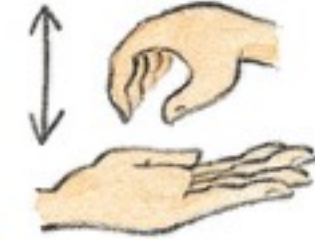


# Rhythms and Sounds

1 Chant and do.



## Five Little Monkeys



Five little monkeys jumping on the bed.



One fell off and bumped his head. Ouch!



Mom called the doctor and the doctor said,



No more monkeys jumping on the bed!

2 Chant and change the names.



Mom



Dad



Grandma



Grandpa

# Fun Time!

## 3 Five Little Monkeys Game

Act out the chant.



### I Can ...

- shout “No more monkeys jumping on the bed!”
- do the hand actions for the *Five Little Monkeys* chant.



## Advice Time

Obey your parents.





# Words

**1** Listen, point, and say.



1. Grandpa



2. Grandma



3. Dad



4. Mom



5. brother




6. brother



7. sister

**2** Draw a family.




# Fun Time!

## 3 Five Finger Game



Put down your fingers one by one.  
Don't move them!



### I Can ...

- play the Five Finger Game.
- show a family drawing and say who they are.





# Phonics

## 1 Listen and say.



APPLE



BEAR



COW



DUCK



EGG

## 2 Trace and copy.

A A A A A

B B B B B

C C C C C

D D D D D

E E E E E

3 Listen and write.

A B C D E



1. \_\_\_ P P L E



2. \_\_\_ E A R



3. \_\_\_ O W



4. \_\_\_ U C K



5. \_\_\_ G G



## Fun Time!

4 Guess the Letter



Write in the air and ask your partner.

What's this letter?



It's an E!  
It's a C!



### I Can ...

- make the sound of the letters A, B, C, D, and E.
- write the letters A to E in the air.



# Alphabet Jingle

CD3 02

1 Listen and say.

CD3 03

2 Point and say.

CD3 04

3 Say the key words.

apple



A a

bear



B b

goat



G g

hat



H h

ink



I i

jet



J j

octopus



O o

pen



P p

quilt



Q q

rabbit



R r

wolf



W w

fox



X x

yard



Y y

zebra



Z z





**C c**



**D d**



**E e**



**F f**



**K k**



**L l**



**M m**



**N n**



**S s**



**T t**



**U u**



**V v**



**Activity 1:** Listen and touch the words. Use all ten fingers!

**Activity 2:** Cover five words. Listen and play Word-finder.

# Letters: Tracing and Writing

1 Trace and write.



\_\_\_ pple



\_\_\_ PPLE



\_\_\_ ear



\_\_\_ EAR



\_\_\_ ow



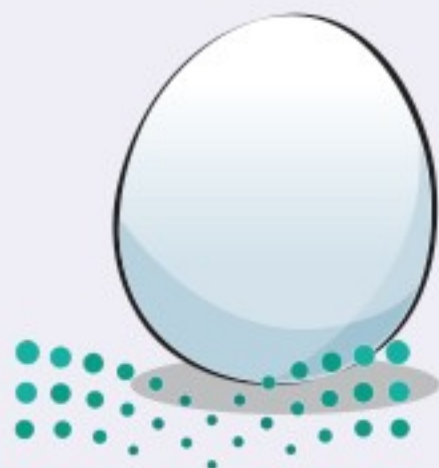
\_\_\_ OW



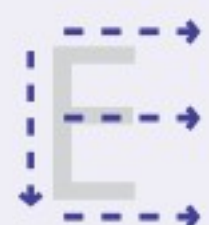
\_\_\_ uck



\_\_\_ UCK



\_\_\_ gg



\_\_\_ GG

## 2 Trace and write.



f

\_\_\_ ish

F

\_\_\_ ISH



g

\_\_\_ oat

G

\_\_\_ OAT



h

\_\_\_ at

H

\_\_\_ AT



i

\_\_\_ nk

I

\_\_\_ NK



j

\_\_\_ et

J

\_\_\_ ET

3 Trace and write.




k

\_\_\_ iwi

K

\_\_\_ IWI



l

\_\_\_ ion

L

\_\_\_ ION



m

\_\_\_ onkey

M

\_\_\_ ONKEY



n

\_\_\_ est

N

\_\_\_ EST



o

\_\_\_ ctopus

O

\_\_\_ CTOPUS

## ④ Trace and write.



p

\_\_\_ en

P

\_\_\_ EN



q

\_\_\_ uilt

Q

\_\_\_ UILT



r

\_\_\_ abbit

R

\_\_\_ ABBIT



s

\_\_\_ un

S

\_\_\_ UN



t

\_\_\_ iger

T

\_\_\_ IGER

5 Trace and write.



u

\_\_\_ mbrella

U

\_\_\_ MBRELLA



v

\_\_\_ ase

V

\_\_\_ ASE



w

\_\_\_ olf

W

\_\_\_ OLF



x

fo\_\_\_

X

FO\_\_\_



y

\_\_\_ ard

Y

\_\_\_ ARD



z

\_\_\_ ebra

Z

\_\_\_ EBRA

# Word List

- Again** p 6  
**Apple** p 26, 27  
**Bags** p 2  
**Bear** p 26, 27  
**Bed** p 22, 23  
**Blue** p 8  
**Books** p 2  
**Brother** p 20, 21, 24, 25  
**Brown** p 8  
**Circle** p 16  
**Clap** p 12, 13  
**Close** p 12, 13  
**Color** p 8, 9  
**Come to the front.** p 16  
**Cow** p 26  
**Dad** p 22, 24, 25  
**Doctor** p 22  
**Duck** p 26  
**Ears** p 14, 15  
**Egg** p 26  
**Eyes** p 12, 13, 14, 15  
**Family** p 20, 24, 25  
**Fine** p 6, 7  
**Finger** p 25  
**Five** p 22, 23, 25  
**Friend** p 15, 17, 21  
**Good-bye** p 6, 7  
**Grandma** p 22, 24, 25  
**Grandpa** p 22, 24, 25  
**Green** p 8  
**Hands** p 12, 13, 15, 21  
**Head** p 14, 15, 22  
**Hello.** p 4, 5, 6, 7  
**Hi** p 4  
**Jumping** p 22, 23  
**Knees** p 14, 15  
**Letter** p 27  
**Little** p 22, 23  
**Make a circle.** p 16  
**Make a line.** p 16  
**Mom** p 22, 24, 25  
**Monkeys** p 22, 23  
**Mouth** p 14, 15  
**My name** p 4, 5, 11  
**Nice to meet you.** p 20, 21  
**Nose** p 14, 15  
**Okay!** p 12, 17  
**One** p 15, 21, 22, 25  
**Orange** p 8  
**Open** p 3, 12, 13  
**Pencils** p 2  
**Pink** p 8  
**Please go back to your seat.**  
p 16  
**Please open the window.** p 3  
**Please take a seat.** p 2  
**Purple** p 8  
**Put your bags away.** p 2  
**Rainbow** p 8  
**Raise your hands!** p 12, 13  
**Red** p 8  
**See you again.** p 6  
**Shoulders** p 14, 15  
**Sister** p 20, 21, 24, 25  
**Sit down.** p 16, 17  
**Stand up.** p 16, 17  
**Take out your books.** p 2  
**Take out your pencils.** p 2  
**Thank you.** p 3, 6, 7  
**This is my brother.** p 20  
**Three** p 9, 17  
**Toes** p 14, 15  
**Two** p 15, 17  
**Welcome!** p 2  
**White** p 8  
**Window** p 3  
**Yellow** p 8, 9



# Picture Dictionary



apple p26



bear p26



bed p22



black p8



blue p8



brother p24



brown p8



clap p12



cow p26



Dad p24



duck p26



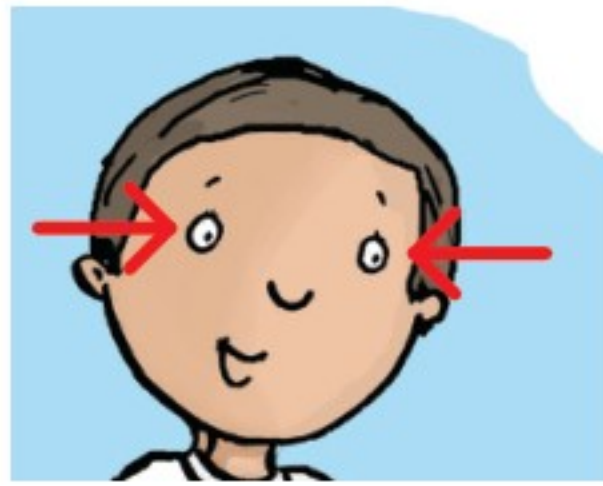
ears p14







egg p26



eyes p14



finger p25



Grandma p24



Grandpa p24



green p8



hand p12




head p14



knee p14



Mom p24



monkey p22



mouth p14






nose p14



orange p8



pencil p2



pink p8




purple p8



rainbow p8



red p8



shoulder p14



sister p20



toe p14



white p8



yellow p8



## CD 1 Audio Track List

Track	Unit	Student Book Section
2	Intro	Exercise 1. Listen and point
3	1	Exercise 1. Listen and do
4	1	Exercise 4. Greeting Game
5	1	Exercise 1. Listen and chant
6	1	Exercise 2. Listen and pronounce
7	1	Exercise 3. Listen and chant
8	1	Exercise 4. Greeting Relay
9	1	Exercise 1. Chant and point
10	1	Exercise 2. Listen and chant
11	1	Exercise 3. Color Race
12	1	Exercise 1. Chant and point
13	1	Exercise 3. Make a name card
14	2	Exercise 1. Listen, shout, and do
15	2	Exercise 3. Do It Quickly!
16	2	Exercise 1. Chant and point
17	2	Exercise 2. Listen, point, and pronounce
18	2	Exercise 3. The Teacher Says
19	2	Exercise 1. Listen and point
20	2	Exercise 3. Be the Teacher
21	2	Exercise 1. Chant and point at the big letters
22	2	Exercise 3. Short, Tall, and Tail Letters
23	3	Exercise 1. Listen and say
24	3	Exercise 4. Let's Shake Hands
25	3	Exercise 1. Chant and do
26	3	Exercise 2. Chant and change the names
27	3	Exercise 3. Five Little Monkeys Game
28	3	Exercise 1. Listen, point, and say
29	3	Exercise 3. Five Finger Game
30	3	Exercise 1. Listen and say
31	3	Exercise 3. Listen and write
32	3	Exercise 4. Guess the Letter

## CD 2 Audio Track List

Track	Unit	Workbook Section
2	1	Exercise 1. Listen and practice
3	1	Exercise 1. Listen and practice
4	1	Exercise 1. Listen and chant
5	1	Exercise 1. Listen and practice
6	1	Exercise 1. Listen, point, and practice
7	1	Exercise 1. Listen, point, and practice
8	1	Exercise 1. Listen and chant
9	1	Exercise 1. Listen and practice
10	2	Exercise 1. Listen, practice, and do
11	2	Exercise 1. Listen and practice
12	2	Exercise 1. Listen and chant
13	2	Exercise 1. Listen and practice
14	2	Exercise 1. Listen and practice
15	2	Exercise 1. Listen and practice
16	2	Exercise 1. Listen, point, and practice
17	2	Exercise 1. Listen, point, and practice
18	3	Exercise 1. Listen and practice
19	3	Exercise 1. Listen and practice
20	3	Exercise 1. Listen and practice
21	3	Exercise 1. Listen, chant, and do
22	3	Exercise 1. Listen and play
23	3	Exercise 1. Listen and practice
24	3	Exercise 1. Listen, point, and practice
25	3	Exercise 1. Listen and write

## CD 3 Audio Track List

Track	Unit	Phonics Practice Section
02	1	Exercise 1 Listen and say
03	1	Exercise 2 Point and say
04	1	Exercise 3 Say the key words
05	1	Exercise 1 Listen and touch the words
06	1	Exercise 2 Cover five words

الحد الأدنى	الرمز	By the end of the year students will be able to:
X	1/7/4	Recognize and produce the sounds of the English alphabet.
X	2/7/4	Recognize short and only some long vowels: {long /a/ as in "cake", long /e/ as in "sea", long /o/ as in "nose", and long /i/ as "kite"}.
X	3/7/4	Recognize and differentiate between some English letters (b & p), (f & v).
	4/7/4	Recognize and produce only some English digraphs such as, (th, sh, ch).
X	5/7/4	Recognize and match sounds to letters.
X	6/7/4	Participate verbally and non-verbally in short simple activities: greeting, giving and receiving commands and instructions.
X	7/7/4	Recognize intonation patterns of statements and questions.
X	8/7/4	Ask and respond to simple assigned sentences in present tense form with the verb (like) using first and second person singular and in affirmative, negative and interrogative statements and (Yes/No questions).
X	9/7/4	Ask and respond to basic questions about personal information using verb to be (am, is, are),(have got) and wh. questions (what, where, who, how).
X	10/7/4	Recognize and use indefinite articles (a, an) using (this and that).
X	11/7/4	Recognize and apply regular plural formation using (these and those).
X	12/7/4	Recognize and apply subjective pronouns correctly (I, You, He, She, It, We, They).
	13/7/4	Recognize prepositions of place (in, on)
	14/7/4	Talk about feelings in simple and short sentences.
X	15/7/4	Identify main colours ( red, blue, green, black, white, yellow. brown)
X	16/7/4	Identify and talk about classroom objects which are assigned in the book.
	17/7/4	Identify and talk about family members and possession using two possessive adjectives: (my, your)
	18/7/4	Identify and talk about food, animals, clothes.
	19/7/4	Talk about likes and dislikes.
	20/7/4	Be willing to listen to short digital and recoded materials.
X	21/7/4	Utter simple words and numbers (cardinal numbers 1-19).
	22/7/4	Read and count numbers in tens (10-100).
X	23/7/4	Read aloud simple words and sentences.
X	24/7/4	Read and match words to photos/drawings.
X	25/7/4	Read and comprehend simple short sentences.
X	26/7/4	Spell some simple sight words correctly.
	27/7/4	Be willing to read simple short illustrated stories.
X	28/7/4	Recognize and apply the directionality in writing English (e.g. left/right, top/bottom).
X	29/7/4	Use lined paper correctly with headline, midline, and baseline.
X	30/7/4	Copy words, numbers and simple short sentences.
X	31/7/4	Write upper/lower case letters correctly.
X	32/7/4	Use appropriate spacing between words and sentences.
X	33/7/4	Write guided short answers to written questions.
X	34/7/4	Do controlled writing such as supplying missing letters and words.
X	35/7/4	Recognize and apply the punctuation and capitalization assigned for this grade: (capitalizing the beginning of names, sentences, questions and the use of full stop and question mark).

Term 1

WORKBOOK  
1

WE CAN!



وزارة التعليم  
Ministry of Education  
2023 - 1445

Mc  
Graw  
Hill





# Contents

Workbook		
Introduction		43
Unit 1	My Friends	45
Unit 2	My Body	53
Unit 3	My Family	61



# Introduction

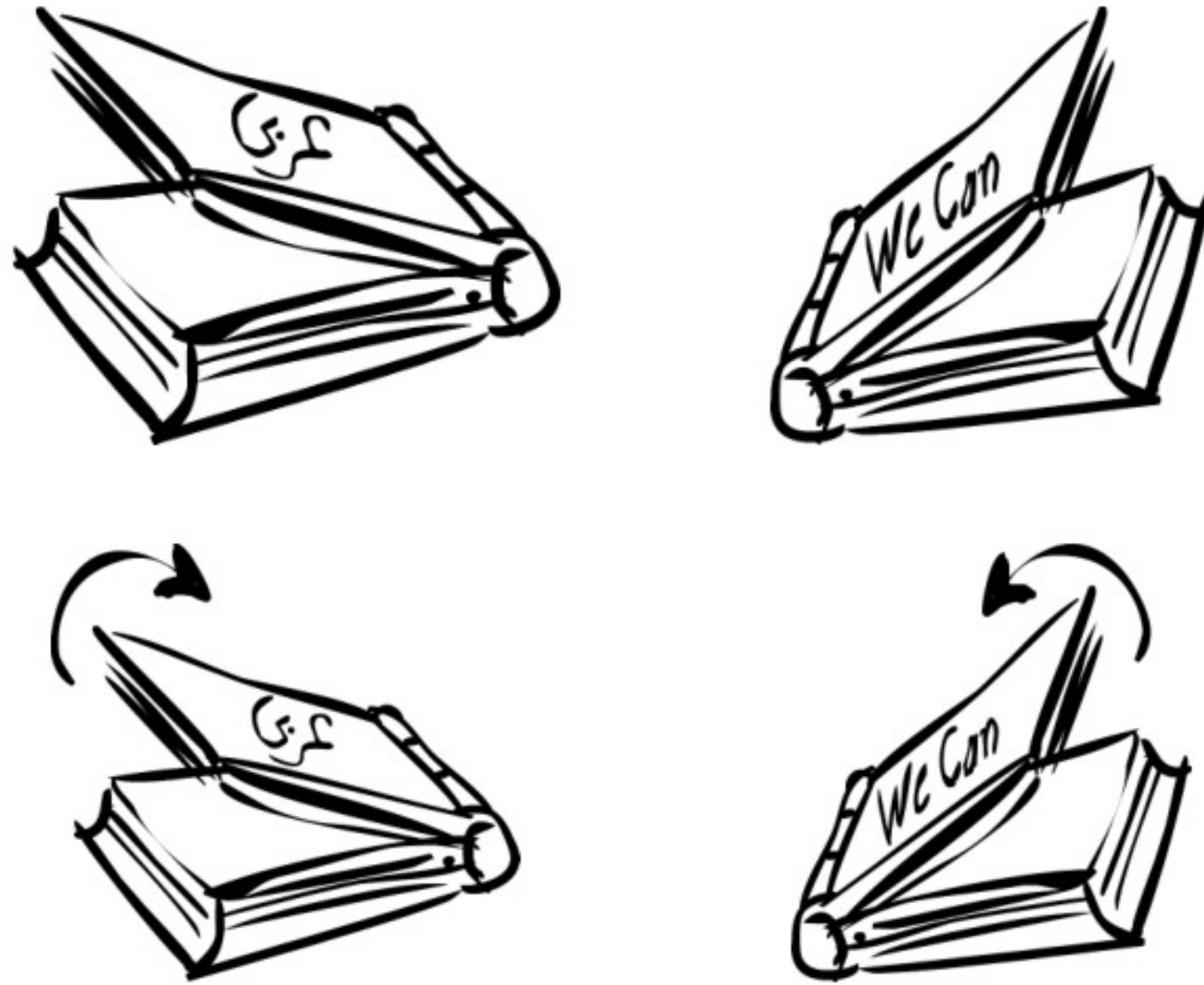
## This way →



**1** Circle.

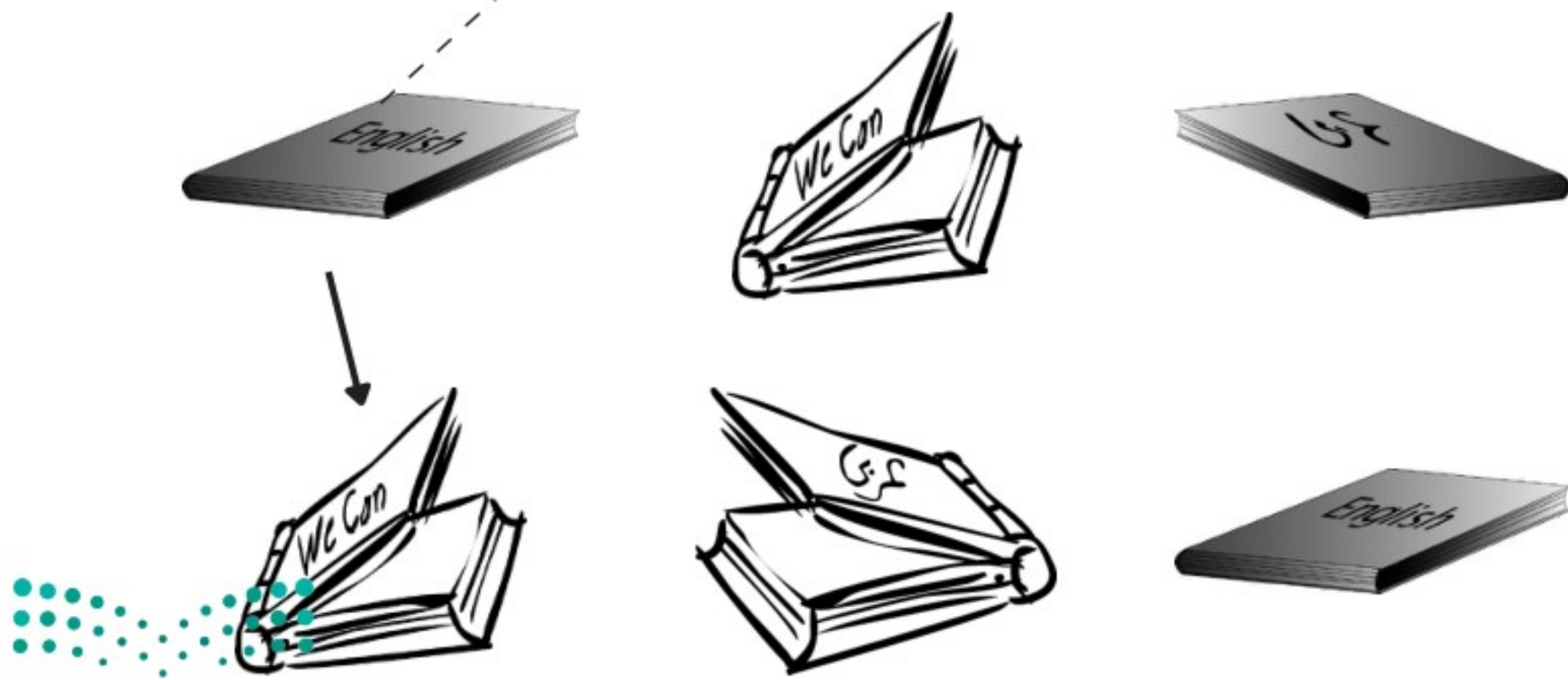


2 Open your book.



3 Match.

**We Can!**





# Unit 1 My Friends




## Goal 01 CD2 02 My Friends: Talk Time

I can say "Hello", "What's your name?", and "My name's ...".

I listened to CD2 02        days this week.

Name \_\_\_\_\_ Class \_\_\_\_\_

### 1 Listen and practice. Trace.



What's your name?

My name's Tom.



### 2 Trace and write.






# Goal 02 CD2 03 My Friends: Talk Time

I can say "Hello" when I come to class.

I listened to CD2 03        days this week.

Name \_\_\_\_\_ Class \_\_\_\_\_

## 1 Listen and practice. Trace.



## 2 Trace and write.

B B B

**Goal 03** CD2 04 **My Friends: Rhythms and Sounds**

I can chant the *Hello Chant* or the *Good-bye Chant*.

I listened to CD2 04        days this week.

Name \_\_\_\_\_ Class \_\_\_\_\_



**1** Listen and chant. Trace.

Hello, hello, hello.  
How are you?

I'm fine, I'm fine, I'm fine, thank you. And you?

Good-bye, good-bye, good-bye to you.



Good-bye, good-bye. Oh, see you again.

**2** Trace and write.





# Goal 04 CD2 05 My Friends: Rhythms and Sounds

I can ask "How are you?" when I come to class.

I listened to CD2 05        days this week.

Name \_\_\_\_\_ Class \_\_\_\_\_

## 1 Listen and practice. Trace.

Hello! How are you?



## 2 Trace and write.

D D D



# Goal 05 CD2 06 My Friends: Words


I can say the names of five colors.

I listened to CD2 06        days this week.


Name \_\_\_\_\_ Class \_\_\_\_\_

- 1 Listen, point, and practice.  
Trace and color.

orange, green, purple,  
white, brown



- 2 Trace and write.





# Goal 06 CD2 07 My Friends: Words

I can find three colors in the classroom.

I listened to CD2 07        days this week.

Name \_\_\_\_\_ Class \_\_\_\_\_

## 1 Listen, point, and practice. Trace and color.

This is pink.



This is black.



This is purple.

This is purple!



## 2 Trace and write.



## Goal 07 CD2 08 My Friends: Phonics

I can chant the *Alphabet Chant*.

I listened to CD2 08  days this week.

Name \_\_\_\_\_ Class \_\_\_\_\_



### 1 Listen and chant. Trace.

Aa Bb Cc Dd  
Ee Ff Gg Hh Ii  
Jj Kk Ll Mm Nn  
Oo Pp Qq Rr  
Ss Tt Uu Vv  
Ww Xx Yy Zz



### 2 Trace and write.





# Goal 08 CD2 09 My Friends: Phonics

I can make my name card.

I listened to CD2 09  days this week.

Name \_\_\_\_\_ Class \_\_\_\_\_

**1** Listen and practice. Say your name. Trace.



My name's Mona.

This is my name card.

Write your name.



**2** Trace and write.





# Unit 2 My Body



## Goal 09 CD2 10 My Body: Talk Time

I can listen to the teacher and do the body actions.

I listened to CD2 10  days this week.

Name \_\_\_\_\_ Class \_\_\_\_\_

### 1 Listen, practice, and do. Trace.



Close your eyes.

Open your eyes.



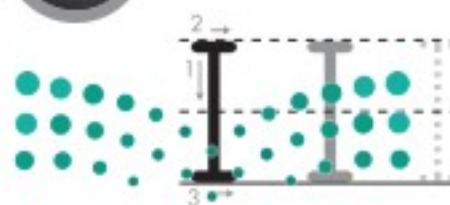
Raise your hands.

Clap your hands.



Raise your hands.

### 2 Trace and write.





# Goal 10 CD2 11 My Body: Talk Time



I can say "Close your eyes." or "Open your eyes." to a partner.

I listened to CD2 11        days this week.

Name \_\_\_\_\_ Class \_\_\_\_\_

## 1 Listen and practice. Do the actions. Trace.

Close your eyes. Okay.

Open your eyes. Okay.

Raise your hands. Okay.

Clap your hands. Okay.

## 2 Trace and write.

.....  
 .....  
 .....

**Goal 11** CD2 12 **My Body: Rhythms and Sounds**

I can chant the *Head, Shoulders, Knees, and Toes* chant.

I listened to CD2 12        days this week.

Name \_\_\_\_\_ Class \_\_\_\_\_



**1** Listen and chant. Trace.

Head, shoulders,  
knees, and toes.



**Knees and toes.**

**Head, shoulders, knees, and toes.**

**Knees and toes.**

**Eyes and ears and mouth and nose.**

**Head, shoulders, knees, and toes.**

**Knees and toes.**



**2** Trace and write.





## Goal 12 CD2 13 My Body: Rhythms and Sounds

I can tell a friend to touch two body parts.

I listened to CD2 13        days this week.

Name \_\_\_\_\_ Class \_\_\_\_\_

### 1 Listen and practice. Do the actions. Trace.

Touch your head.



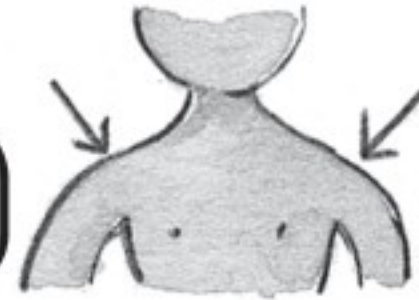
Touch your nose.



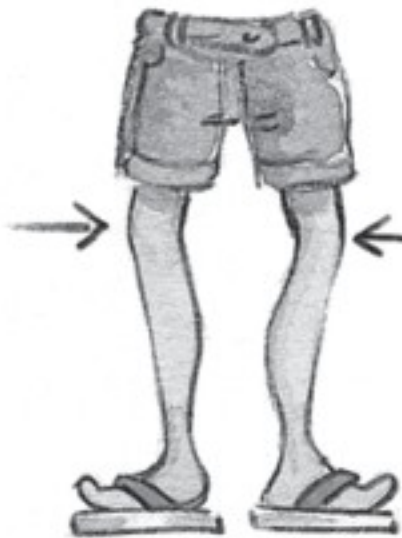
Touch your mouth.



Touch your shoulders.



Touch your knees.



Touch your head.

Touch your toes.



### 2 Trace and write.





# Goal 13 CD2 14 My Body: Words

I can do three classroom actions.

I listened to CD2 14        days this week.

Name \_\_\_\_\_ Class \_\_\_\_\_

## 1 Listen and practice. Do the actions. Trace.

Please stand up.



Please make a line.



Please sit down.



Please stand up.



Please make a circle.

Please make a circle.



Please sit down.



## 2 Trace and write.






# Goal 14 CD2 15 My Body: Words

I can give two classroom instructions to a friend.

I listened to CD2 15        days this week.

Name \_\_\_\_\_ Class \_\_\_\_\_

## 1 Listen and practice. Do the actions. Trace.



Please stand up.

Please come to the front.



Please make a line.



Please make a circle.



## 2 Trace and write.

N N N N

## Goal 15 CD2 16 My Body: Phonics

I can point to and say all the small letters from a to z.

I listened to CD2 16        days this week.

Name \_\_\_\_\_ Class \_\_\_\_\_

**1** Listen, point, and practice. Trace.

a b c d e  
f g h i j k  
l m n o p  
q r s t u  
v w x y z

**2** Trace and write.





# Goal 16 CD2 17 My Body: Phonics

I can point to and say the alphabet from z to a.

I listened to CD2 17  days this week.

Name \_\_\_\_\_ Class \_\_\_\_\_

## 1 Listen, point, and practice. Trace.

z y x w v  
 u t s r q p  
 o n m l k  
 j i h g f e  
 d c b a



## 2 Trace and write.

p p p



# Unit 3 My Family



## Goal 17 CD2 18 My Family: Talk Time

I can act out one of the talks about introducing my brother or sister.

I listened to CD2 18        days this week.

Name \_\_\_\_\_ Class \_\_\_\_\_

### 1 Listen and practice. Trace.

This is my brother, Badr.



Nice to meet you.

Nice to meet you, too.

This is my sister, Asma.



Nice to meet you.

Nice to meet you, too.

### 2 Trace and write.





# Goal 18 CD2 19 My Family: Talk Time

I can introduce one friend to another friend.

I listened to CD2 19  days this week.

Name \_\_\_\_\_ Class \_\_\_\_\_

## 1 Listen and practice. Trace.

This is my friend, Saeed.

This is my friend, Tom.

Nice to meet you.

This is my dad.

Nice to meet you, too.

## 2 Trace and write.

R R R



# Goal 19 CD2 20 My Family: Rhythms and Sounds



I can shout "No more monkeys jumping on the bed!"

I listened to CD2 20        days this week.

Name \_\_\_\_\_ Class \_\_\_\_\_

## 1 Listen and practice. Trace.

No more monkeys jumping on the bed!



No more elephants jumping on the bed!



## 2 Trace and write.

S S S



## Goal 20 CD2 21 My Family: Rhythms and Sounds



I can do the hand actions for the *Five Little Monkeys* chant.

I listened to CD2 21        days this week.

Name \_\_\_\_\_ Class \_\_\_\_\_

### 1 Listen, chant, and do. Trace.



# Five little monkeys



# jumping on the bed.



## One fell off



## And bumped his head. Ouch!



## Mom called the doctor

## And the doctor said,



## No more monkeys jumping on the bed!

### 2 Trace and write.





# Goal 21 CD2 22 My Family: Words



I can play the Five Finger Game.

I listened to CD2 22        days this week.

Name \_\_\_\_\_ Class \_\_\_\_\_

## 1 Listen and play.

Grandpa

Grandma

Dad

Mom

brother

brother

sister

## 2 Trace and write.

U U U

\_\_\_\_\_

\_\_\_\_\_



## Goal 22 CD2 23 My Family: Words



I can show a family drawing and say who they are.


I listened to CD2 23        days this week.

Name \_\_\_\_\_ Class \_\_\_\_\_

**1** Listen and practice. Draw your family and say who they are.

This is my Mom.  
This is my Dad.  
This is my brother.

This is my sister.  
This is my Grandpa.  
This is my Grandma.



**2** Trace and write.



## Goal 23 CD2 24 My Family: Phonics

I can make the sound of the letters A, B, C, D, and E.


I listened to CD2 24        days this week.

Name \_\_\_\_\_ Class \_\_\_\_\_



### 1 Listen, point, and practice. Trace.

A says a, a, apple.  
B says b, b, bear.  
C says c, c, cow.  
D says d, d, duck.  
E says e, e, egg.



A says a, a, apple.



### 2 Trace and write.





# Goal 24 CD2 25 My Family: Phonics



I can write the letters A to E in the air.

I listened to CD2 25        days this week.

Name \_\_\_\_\_ Class \_\_\_\_\_

## 1 Listen and practice. Trace.

X G Y K M  
 B P Q L C  
 A  
 R  
 H  
 F U  
 D J V E T  
 W O I S

## 2 Trace and write.